

Type

Project

Notes



ADVANT LIGHTING



ADL-AYS

IN-GROUND/RECESSED WALL WASH FIXTURE

For outdoor, recessed, path, decking

Weather resistant hard anodized finish

Professional optical lens

5 YEARS LIMITED WARRANTY INCLUDED

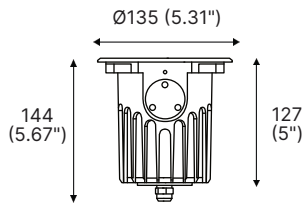


IP67 RATED & TESTED

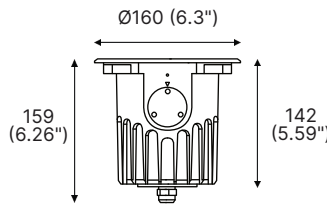
IESNA LM-79

IESNA LM-80

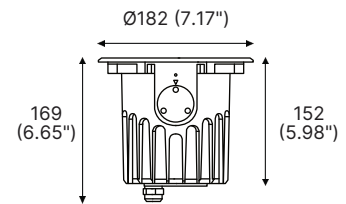
TECHNICAL DRAWING



ADL-AYS-D135



ADL-AYS-D160



ADL-AYS-D182

PRODUCT SPECIFICATIONS

| Summary | ADL-AYS-D135 | ADL-AYS-D160 | ADL-AYS-D182 |
|---------------------|--|--|--|
| Dimensions | Ø135 × 144 mm | Ø160 × 159 mm | Ø182 × 169 mm |
| Lumen Output | 720 lm | 1,350 lm | 1,800 lm |
| Efficacy | 90 lm/W | 90 lm/W | 90 lm/W |
| Light Source | 1 pcs COB | 1 pcs COB | 1 pcs COB |
| Power Consumption | 8 W | 15 W | 20 W |
| Input Voltage | 120V AC, 24V DC | 120V AC, 24V DC | 120V AC, 24V DC |
| CCT | 2700K, 3000K, 3500K 4000K, 5000K, 5700K | 2700K, 3000K, 3500K 4000K, 5000K, 5700K | 2700K, 3000K, 3500K 4000K, 5000K, 5700K |
| CRI | Ra80, Ra90 | Ra80, Ra90 | Ra80, Ra90 |
| IK Rating | IK08 | IK08 | IK08 |
| IP rating | IP67 | IP67 | IP67 |
| Beam Angle | 28°*70°, 22°*54°, Wall washing Scale 1:2.7:1.6 | 28°*70°, 22°*54°, Wall washing Scale 1:2.7:1.6 | 28°*70°, 22°*54°, Wall washing Scale 1:2.7:1.6 |
| Control | 0-10V, DALI, TRIAC, DMX | 0-10V, DALI, TRIAC, DMX | 0-10V, DALI, TRIAC, DMX |
| Working Temperature | -40° ~ 40°C | -40° ~ 40°C | -40° ~ 40°C |
| Warranty | 5 Years | 5 Years | 5 Years |
| Front Cover | Stainless steel | | |
| Housing | CNC 6063# aluminum. T=60-80 µm Adhesion of ISO class 1/ASTM class 4B high temperature painting | | |
| Driver | Constant current output | | |
| Glass | Step tempered glass | | |
| Mounting Sleeve | ABS | | |

Type

Project

Notes



ADVANT LIGHTING

ORDER FORM

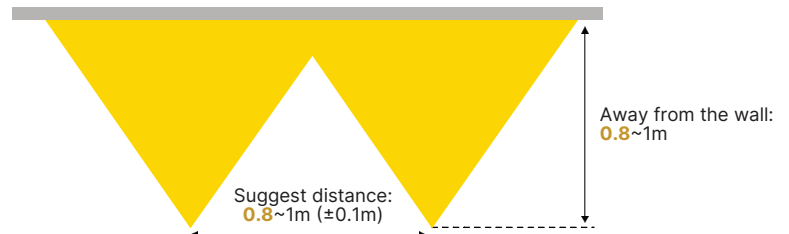
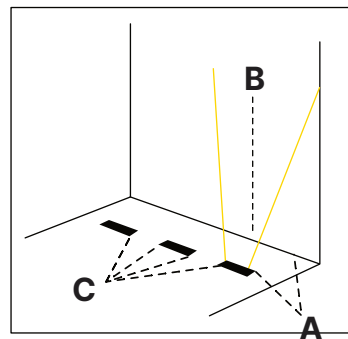
| ADL-AYS | | | | | | | | | | | | | | | |
|----------------------------------|------------------|------------------------------------|----------------------|-----------------|-----------------|---------------------|-----------------|----------------|---------------------|------------------|----------------|--|--|--|--|
| 1 | 2 | 3 | 4 | 5 | 6 | 7 | 8 | 9 | 10 | | | | | | |
| 2. SIZE | 3. VOLTAGE | 4. CRI | 5. LED | 6. CCT | 7. BEAM | | 8. DIMMING | | | | | | | | |
| D135 Ø135 Wattage: 8W | A 24V DC | R80 Ra80 R90 Ra90 | 1LED 1pcs COB | 27 2700K | 40 4000K | 2870D 28°70° | DM 0-10V | DMX DMX | | | | | | | |
| | B 120V AC | | | 30 3000K | 50 5000K | | | | 2254D 22°54° | TRI TRIAC | PWM PWM | | | | |
| | | | | 35 3500K | 57 5700K | WW Wall Wash | DL DALI | | | | | | | | |
| D160 Ø160 Wattage: 15W | A 24V DC | R80 Ra80 R90 Ra90 | 1LED 1pcs COB | 27 2700K | 40 4000K | 2870D 28°70° | DM 0-10V | DMX DMX | | | | | | | |
| | B 120V AC | | | 30 3000K | 50 5000K | | | | 2254D 22°54° | TRI TRIAC | PWM PWM | | | | |
| | | | | 35 3500K | 57 5700K | WW Wall Wash | DL DALI | | | | | | | | |
| D182 Ø182 Wattage: 20W | A 24V DC | R80 Ra80 R90 Ra90 | 1LED 1pcs COB | 27 2700K | 40 4000K | 2870D 28°70° | DM 0-10V | DMX DMX | | | | | | | |
| | B 120V AC | | | 30 3000K | 50 5000K | | | | 2254D 22°54° | TRI TRIAC | PWM PWM | | | | |
| | | | | 35 3500K | 57 5700K | WW Wall Wash | DL DALI | | | | | | | | |

9. FINISH 10. SLEEVE

- SV** Silver **MA** Model A
- BK** Black
- WH** White

WALL WASHING SCALE

- A** = The distance between wall and middle of inground luminaire
- B** = The max. height of the wall that is to be illuminated
- C** = The distance of the light pattern



Mounting Sleeve

